

Circle these objects:

- A blue hat
- A red cap
- A orange shirt
- A red flower
- A pink bow tie

Encerclez ces objets:

- Un chapeau bleu
- Une casquette rouge
- Un chandail orange
- Une fleur rouge
- Une boucle rose




Solution:



Write down the name of the secret animals on the dotted lines.

Écrivez le nom des animaux secrets sur les lignes pointillées.




1




2

3



4








Secret words:
1. CAT
2. RACCOON
3. SNAKE
4. ZEBRA

Mots secrets:
1. CHAT
2. RATON LAVEUR
3. SERPENT
4. ZÈBRE



Complete the names of the children to discover the hidden word.

Complétez le nom des enfants pour découvrir le mot caché.



Learn the alphabet in a different way. For each of the letters, look for words that start with the letter, and match the words to the pictures in the story. Have Fun!

Hidden word: Mot caché:

1	2	3	4	5	6	7	8
<input type="text"/>	<input type="text"/>	<input type="text"/>	<input type="text"/>	<input type="text"/>	<input type="text"/>	<input type="text"/>	<input type="text"/>

Solution:

„ALPHABET“